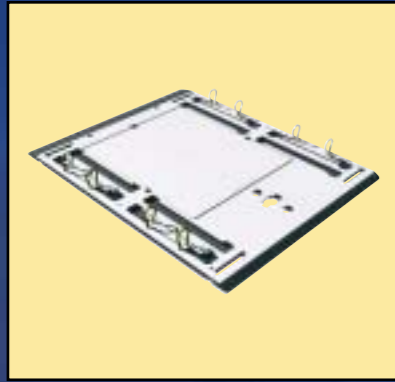


PELVICAST™ HIGH PRECISION BELLY AND ABDOMEN PATIENT FIXATION SYSTEM



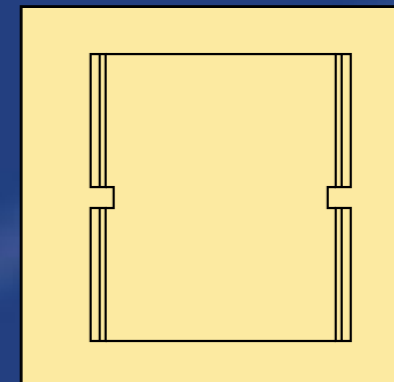
Art. No. 35781-N1
Pelvicast™ Wide Sized Base Plate in HPL.

Application: Pelvic area. For use with average and wide sized patients.
Material: High Pressure Laminate.
Width: 540 mm.

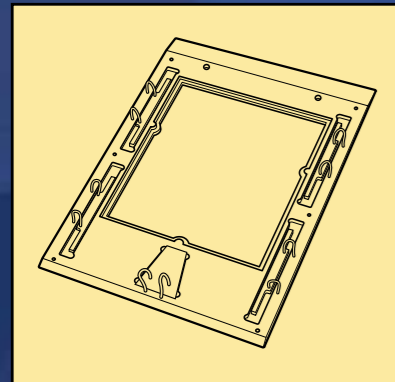


Art. No. 32121
Leg Separator and Fixation Block for Pelvicast™.

Application: Fixation of 6-point masks.
Material: HDPE (High Density Polyethylene).




Art. No. 35784/32MA
Application: Pelvis, prone + supine.
Material: Efficast®.
Type: 4-point Pelvis Mask Large, Prone & Supine.
Size: Large.
Thickness: 3.2 mm.
Perforation: maxi.
Packaging: 10 per box.



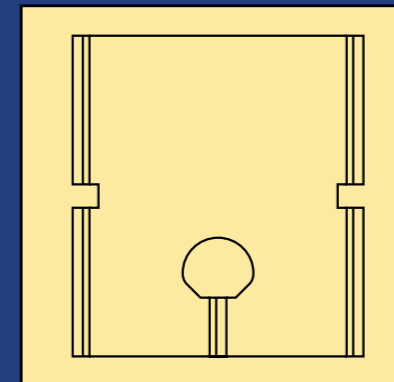
Art. No. 35781-S1
Pelvicast™ Narrow Sized Base Plate.

Application: Pelvic area. For use with small sized patients.
Material: High Pressure Laminate.
Width: 41 cm.

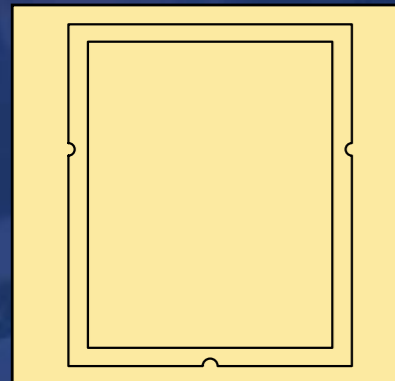


Art. No. 35746
Pair of Sagittal Alignment blocks.

Application: helps to align the base plate to the couch.
Material: High Pressure Laminate.




Art. No. 35780/32MA
Application: Pelvis, supine.
Material: Efficast®.
Type: 6-point Pelvis Mask Large, Supine.
Size: Large.
Thickness: 3.2 mm.
Perforation: maxi.
Packaging: 10 per box.



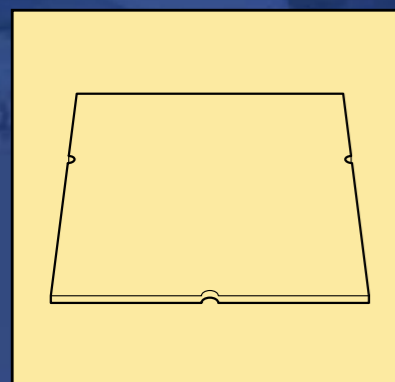
Art. No. 35781-N1/2
Central panel for added patient support and comfort.
Application: supine position.

Material: High Pressure Laminate sandwich construction with Rohacel™ foam.



Art. No. 32120
Pelvicast™ Wide Sized Base Plate in CFL.

Application: Pelvic area. For use with average and wide sized patients.
Material: Carbon Fibre Laminate.
Width: 540 mm.



Art. No. 35782
Central panel for added patient support and comfort.
Application: supine position.

Material: Carbon Fibre Laminate.

